


The Old Grey Mare's



1980 –Texas Assessment of Basic Skills (TABS)



1986 – Texas Educational Assessment of Minimum Skills (TEAMS)



1990 – Texas Assessment of Knowledge and Skills (TAAS)



2003 – Texas Assessment of Academic Skills (TAKS)



2011- State of Texas Assessment of Academic Readiness (STAAR)



#10 No Man Is An Island

- It takes a village – even the Lone Ranger had Tonto
- Create your support group
- Ask for what you need

STAAR WARRIORS



9 These are a few of my favorite things

Office Supplies » General Supplies » Tape, Glue & Adhesives » Tape Dispensers » MMMC22

Unit



sale

Scotch Heavy Duty Tape Dispenser

Holds Total 2 Tape(s) - 2" Core - Refillable - Beige - [View Complete Details](#)


Product Number: MMMC22

★★★★★ 5 1 review | [Read All Reviews](#) | [Write a Review](#)

In Stock - Hurry, only 247 left.

\$57.64 1 EA
Qty Info

\$55.80 Buy Bulk &
Save 3%

 **Estimated Delivery** - 2 business days - Tue 10/27

 **Free Shipping** - This item qualifies for [Free Shipping](#)

Qty

1

Add to Cart

Prove It

Save BIG
off Staples \$81.69 ?

[Add to Compare](#)

[Add to Favorites](#)

[Request Quote](#)

[Read Questions & Answers](#)





Roll over image to zoom in

from Vergo

Vergo S300BT Model Industrial Folding Hand Truck Dolly, 275 lb Capacity, Silver

★★★★☆ | 151 customer reviews | 3 answered questions

List Price: ~~\$479.00~~

Price: **\$79.00** ✓Prime

You Save: **\$100.00 (56%)**

Note: Available at a lower price from [other sellers](#), potentially without free Prime shipping.

In Stock.

Sold by [Digital-Wholesale](#) and Fulfilled by Amazon. Gift-wrap available.

Want it tomorrow, Oct. 27? Order within **1 hr 53 mins** and choose **One-Day Shipping** at checkout. [Details](#)

[2 new](#) from **\$72.09**

Specifications for this item

Brand Name	Vergo
Part Number	S300BT
Load Capacity	275 pounds
UPC	639713617511
Color	Silver
EAN	0639713617511
Exterior Finish	Aluminum

Item Weight	10 pounds
Number of Items	1
Overall Height	43.0 inches
Overall Length	14.0 inches
Overall Width	19.0 inches
UNSPSC Code	24101503







DO NOT DISTURB

STATE TESTING IN PROGRESS

Please go to the office if you need assistance.

#8 Have Fun

- Training is one of your most crucial jobs.
- You must make it engaging!
- Think of themes – Don't Just Survive, Thrive, Everything I Learned About STAAR I Learned From A Star
- Have competitions
- Give prizes

Create memes

<https://imgflip.com/memegenerator>



REALLY!?



I GET TO MONITOR A STAAR TEST?

imgflip.com






Click to add title

Click to add subtitle

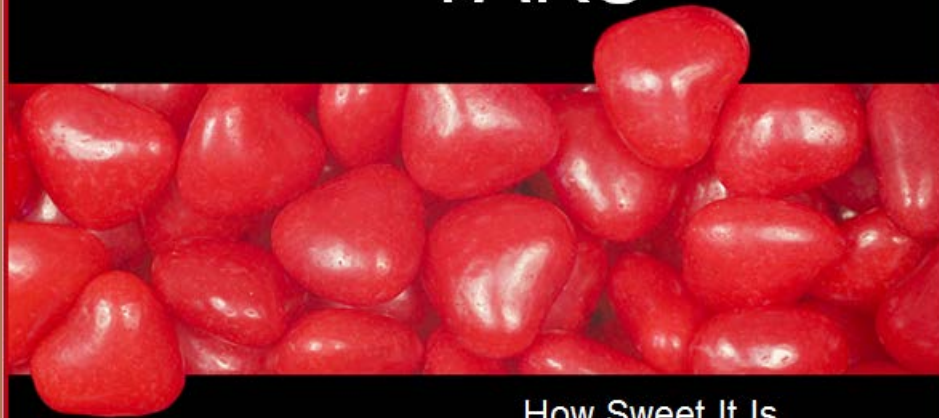


www.presentationpro.com






TAKS



How Sweet It Is

#7 – Test Security Starts At The Top

Begin your trainings with a video message or personal visit from your superintendent



3



Test security is nothing to

about.

#6 Show off your hardwork .

- Create a District Monitoring Team
- Use all of Central Office Personnel not giving a test. (Supt, Asst. Supt, Curriculum , Athletic Director, Special Ed Director, etc)
- Do abbreviated training with them and have them sign a security oath.
- It benefits you two ways: shows all of the organization that it takes to pull off a testing session, shows test monitors that you meant it when you said test integrity is an expectation.
- Should an accusation of impropriety arise you have documentation that you had people monitoring the monitors and nothing was reported.

#5 Being a lousy Test Monitor won't get you out of monitoring but it might get you out of the profession

Dimension 4.1 of the new T-TESS teacher evaluation system states
“Behaves in accordance with ther Code of Ethics and Standard
Practices for Texas Educators.

Models professional standards

#4 Be Open To Suggestions

- Involve others – ex: On the high school level let the teachers assign students and monitors
- My best suggestion ever came from my principal
- Sponsor a contest after the testing season for the best suggestion. (Give prizes)

#4 Work Smarter Not Harder

Technology is your friend.
Snagit saves me time every single day.

STAAR
NOTES
<p>Breaks</p> <p>Students are allowed to take breaks during the administration of STAAR assessments. Some breaks are included in the time limit; others require the test administrator to stop the testing time for the group or for an individual student. Breaks are classified in two ways:</p> <ul style="list-style-type: none">■ Breaks included in the time limit (not allowed to stop the time clock)<ul style="list-style-type: none">● water breaks● bathroom breaks● snack breaks● short physical or mental breaks■ Breaks NOT included in the time limit (required to stop and restart the time clock)<ul style="list-style-type: none">● lunch● emergency situations that significantly interrupt testing● consolidation and movement of students to another testing area● medical breaks <p>Test administrators should document stop and restart times when breaks are given.</p>

3 - Test Hound

The greatest protection against test error

Scans books

Create testing rooms

Assign students to rooms


Print labels

Print room assignments for the hall

Print seating charts

Track accommodations

#2 – Surround yourself with positive people



#1 TSNAP

- Keeps you informed
- Provides training
- Gives your professionalism a voice
- Get involved in your local regional group